

2 Header styles available (show/hide)



Jumbotron with Rich Text overlay (show/hide)

Section 1: Full Width

This section layout is a single column for the maximum width of text for the page. Use the content editor to insert text and embedded images in this section.

Large Form

This section also contains a form object that can be used for large or centered forms. The form will be full width on smaller screens and have some left-right margin on larger screens. If you do not want to place a form in this section, just leave the form object blank, or right-click the element and choose "Clear Element" to remove one if included below.

Any empty containers in the template editor will not display on your finished page.

Full-width Rich Text section with form placeholder, background & text color controls (show/hide)

adjustable buffer areas

Section 2: Column A

This section is primarily for a form feature. It is a 2-column layout with a block of text on one side, and a form with text and image on the other. If you don't want some of these features, simply clear the element and leave them blank.

Column Order

Another control that has been provided is the ability to swap the right and left column order. The default layout is to have 'A' on the left, and 'B' on the right. Use the "Swap Columns" toggle in the variables section of the editor to change the order.

Section 2: Column B

First Name:

Last Name:

State:

Email Address:

2-Column section with image & form placeholders, column swap, background & text color controls (show/hide)

Section 3: Column A

This section is primarily for a media feature. It is a 2-column layout with a block of text on one side, with an image and/or video on the other. If you don't want some of these features, simply clear the element and leave them blank.

Column Order

Another control that has been provided is the ability to swap the right and left column order. The default layout is to have 'A' on the left, and 'B' on the right. Use the "Swap Columns" toggle in the variables section of the editor to change the order.

Section 3: Column B


If you do not want this text or media in this block, just leave the widgets blank, or right-click the element and choose "Clear Element" to remove any existing text or content.



2-Column section with image & video placeholders, column swap, background & text color controls (show/hide)

Section 4: Full Width


This section layout is a single column for the maximum width of text above the cards. If you do not want to place text here, right-click the and choose "Clear Element" of the "Section 4 Text" element to remove everything.



hype

Hype Consulting
We offer expert marketing automation consulting for your existing Marketo instance.


[More...](#)



iq launcher

IQ Launcher
The onsite workshop is a significant portion of what we do. We focus on Marketo and Salesforce in a full day working session.


[More...](#)



smart sparker

Smart Spark
We are not satisfied until you can develop and launch on your own.

[More...](#)



content gravity

Content Gravity
Content is where most companies struggle to connect with customers. Let us help you create great content.

[More...](#)

Full-width text over 1 to 4 card deck, image, text & CTA button background & text color controls (show/hide)

Full-width Rich Text footer, background & text color controls